

**Indexable**  
**Milling**  
+ Modular Series

No. 336

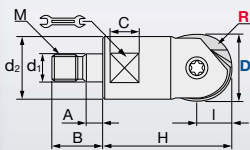

**NEW**

# ABPE Precision Eco Series

Economical Selection for Precision Series D 8-25

## ABPE/ABPEM | Precision Eco Series

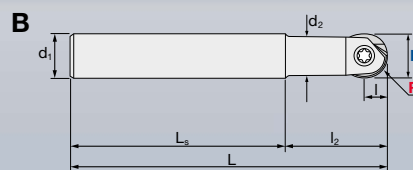
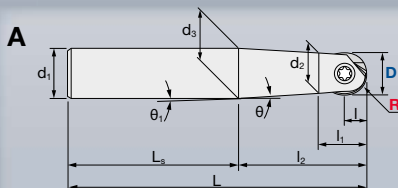
<b>V max</b> High Speed	<b>▽▽</b> Semi Finishing	<b>▽▽▽</b> Finishing	<b>HRC</b> 65	<b>No. of Teeth</b> 2
----------------------------	-----------------------------	-------------------------	------------------	--------------------------



R	± 0.01
Set-up	± 0.015


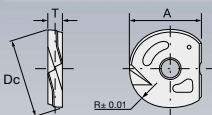
### ABPEM Ball Precision Eco Modular Type

ID Code	Item Code	Z	D	R	H	I	M	d <sub>1</sub>	d <sub>2</sub>	A	B	C	Wrench
FH249	<b>ABPEM-10</b>	2	10	5	26	5	M6	6.5	9.8	5.5	14.5	5	7
FH250	<b>ABPEM-12</b>		12	6		6							
FH251	<b>ABPEM-16</b>		16	8	8	M8	8.5	12.8	17		8	10	
FH252	<b>ABPEM-20</b>		20	10	10	M10	10.5	17.8	19		10	15	
FH253	<b>ABPEM-25</b>		25	12.5	12.5	M12	12.5	20.8	22		10	17	



### ABPE Ball Precision Eco Shank Type

ID Code	Item Code	Z	D	R	L	d <sub>1</sub>	I	l <sub>2</sub>	l <sub>1</sub>	d <sub>2</sub>	d <sub>3</sub>	L <sub>s</sub>	θ	θ <sub>1</sub>	Type
FH238	<b>ABPE-08S10-130-30</b>	2	8	4	130	10	4	30	-	7.3	9.5	100	3.15	2.2	A
FH239	<b>ABPE-10S10-130-30</b>														
FH240	<b>ABPE-10S12-150-35</b>		150	12	5	35	12	9	11.5	115	3	1.91	A		
FH241	<b>ABPE-12S12-130-35</b>		130	12	6	-	-	10.4	-	95	0	-	B		
FH242	<b>ABPE-12S16-160-60</b>		160	16	6	60	13	-	15.5	100	3	2.12	A		
FH243	<b>ABPE-16S16-140-40</b>		140	16	8	40	-	14.3	-	-	0	-	B		
FH244	<b>ABPE-16S20-200-65</b>		200	20	8	65	16	-	18.5	135	2.45	2.01	A		
FH245	<b>ABPE-20S20-160-45</b>		160	20	10	45	-	-	-	115	0	-	B		
FH246	<b>ABPE-20S25-220-80</b>		220	25	10	80	20	18	24	140	2.9	2.05	A		
FH247	<b>ABPE-25S25-180-45</b>		180	25	12.5	45	-	-	-	135	0	-	B		
FH248	<b>ABPE-25S32-250-100</b>	250	32	12.5	100	25	22.5	29.5	150	2.7	2.29	A			



**NOTE:**

To keep high-accuracy, please put marked side onto head side of the screw.  
BCHG-Inserts for ABPE cannot be clamped onto ABPF body!

Item Code	Tolerance	Grade		Size			
		JP15E	JP08E	R	A	Dc	T
<b>BCHG080</b>	H class	WF350	WF344	4	9.5	8	2
<b>BCHG100</b>		WF351	WF345	5	11.5	10	2.5
<b>BCHG120</b>		WF352	WF346	6	12	12	2.5
<b>BCHG160</b>		WF353	WF347	8	14	16	3
<b>BCHG200</b>		WF354	WF348	10	16	20	3
<b>BCHG250</b>		WF355	WF349	12.5	21.5	25	4

- JP08E** High adhesion PVD coat + Micro grain substrate  
Target: Tool steel, Hardened steel, Cast iron
- JP15E** High adhesion PVD coat + Micro grain substrate  
Target: Tool steel, Pre-hardened steel, Cast iron

Parts	Clamp Screw			Wrench	
	Diameter	ID Code	Item Code	Torque (Nm)	ID Code
<b>8</b>	ET153	581-141	1.1	ET13	104-T8
<b>10</b>	ET154	581-142	2.2	ET11	104-T10
<b>12</b>	ET155	581-143	4.9	ET14	105-T20
<b>16 &amp; 20</b>	ET156	581-144	4.9	ET14	105-T20
<b>25</b>	ET168	581-146	9.8	ET167	105-T30A